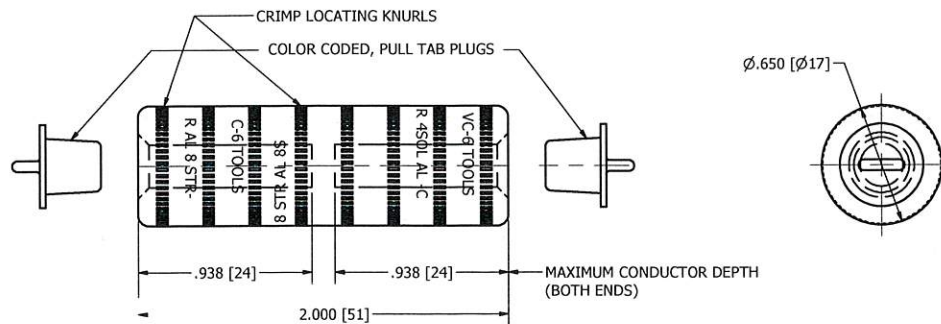


PRODUCT DATA & CONDUCTOR SIZE

DIELESS VERSA-CRIMP: VC6			5/8" DIE SIZE: STD. TOOLS			
CATALOG NUMBER	VERSA-CRIMP VC6 SERIES (ALL) TOOLING RANGES	INSIDE DIAM. (INCHES) A/B ENDS	CONVENTIONAL DIE-TYPE CONDUCTOR RANGES	STANDARD DIE SETS	A/B COLOR CODED ENDS	APPROX. WT. EACH LBS. (KG)
VAUS-6-8	#8 STR. - #4 SOL. AL/CU & #6 ACSR	.233 - .186	#6 STR. - #4 SOL. AL/CU & #6 ACSR	EEL - 8A BURNDY BG INDEX 243 KEARNEY 5/8 T&B/BLACK BURNTUSZ	BLUE	.058 (.026)
	#8 STR. AL & #8 STR. - #6 SOL. CU		#8 STR. AL & #8 STR. - #6 SOL. CU		GREEN	
VAUS-6-6	#8 STR. - #4 SOL. AL/CU & #6 ACSR	.233 - .233	#6 STR. - #4 SOL. AL/CU & #6 ACSR		BLUE	.057 (.026)
VAUS-6-6-AP	NA	.233 - .233	#6 STR. - #4 SOL. AL/CU & #6 ACSR		BLUE	.057 (.026)
VAUS-4-8	#8 STR. - #2 SOL. AL/CU & #6 - #4 ACSR	.281 - .186	#4 STR. - #2 SOL. AL/CU & #4 ACSR		ORANGE	.057 (.026)
	#8 STR. AL & #8 STR. - #6 SOL. CU		#8 STR. AL & #8 STR. - #6 SOL. CU		GREEN	
VAUS-4-6	#8 STR. - #2 SOL. AL/CU & #6 - #4 ACSR	.281 - .233	#4 STR. - #2 SOL. AL/CU & #4 ACSR		ORANGE	.056 (.025)
	#8 STR. - #4 SOL. AL/CU & #6 ACSR		#6 STR. - #4 SOL. AL/CU & #6 ACSR		BLUE	
VAUS-4-4	#8 STR. - #2 SOL. AL/CU & #6 - #4 ACSR	.281 - .281	#4 STR. - #2 SOL. AL/CU & #4 ACSR		ORANGE	.048 (.022)
VAUS-1-8	#8 - #1 STR. AL/CU & #6 - #2 ACSR	.355 - .186	#2 - #1 STR. AL/CU & #2 ACSR		RED	.053 (.024)
	#8 STR. AL & #8 STR. - #6 SOL. CU		#8 STR. AL & #8 STR. - #6 SOL. CU		GREEN	
VAUS-1-6	#8 - #1 STR. AL/CU & #6 - #2 ACSR	.355 - .233	#2 - #1 STR. AL/CU & #2 ACSR		RED	.052 (.024)
	#8 STR. - #4 SOL. AL/CU & #6 ACSR		#6 STR. - #4 SOL. AL/CU & #6 ACSR		BLUE	
VAUS-1-4	#8 - #1 STR. AL/CU & #6 ACSR	.355 - .281	#2 - #1 STR. AL/CU & #2 ACSR		RED	.051 (.023)
	#8 STR. - #2 SOL. AL/CU & #6 - #4 ACSR		#4 STR. - #2 SOL. AL/CU & #4 ACSR		ORANGE	
VAUS-1-1	#8 - #1 STR. AL/CU & #6 - #2 ACSR	.355 - .355	#2 - #1 STR. AL/CU & #2 ACSR		RED	.048 (.022)
VAUS-1/0-8	#8 - 1/0 STR. AL/CU - ACSR	.421 - .186	1/0 STR. AL/CU - ACSR		YELLOW	.049 (.022)
	#8 STR. AL & #8 STR. - #6 SOL. CU		#8 STR. AL & #8 STR. - #6 SOL. CU		GREEN	
VAUS-1/0-6	#8 - 1/0 STR. AL/CU - ACSR	.421 - .233	1/0 STR. AL/CU - ACSR		YELLOW	.048 (.022)
	#8 STR. - #4 SOL. AL/CU & #6 ACSR		#6 STR. - #4 SOL. AL/CU & #6 ACSR		BLUE	
VAUS-1/0-4	#8 - 1/0 STR. AL/CU - ACSR	.421 - .281	1/0 STR. AL/CU - ACSR	YELLOW	.047 (.021)	
	#8 STR. - #2 SOL. AL/CU & #6 - #4 ACSR		#4 STR. - #2 SOL. AL/CU & #4 ACSR	ORANGE		
VAUS-1/0-1	#8 - 1/0 STR. AL/CU - ACSR	.421 - .355	1/0 STR. AL/CU - ACSR	YELLOW	.043 (.020)	
	#8 - #1 STR. AL/CU & #6 - #2 ACSR		#2 - #1 STR. AL/CU & #2 ACSR	RED		



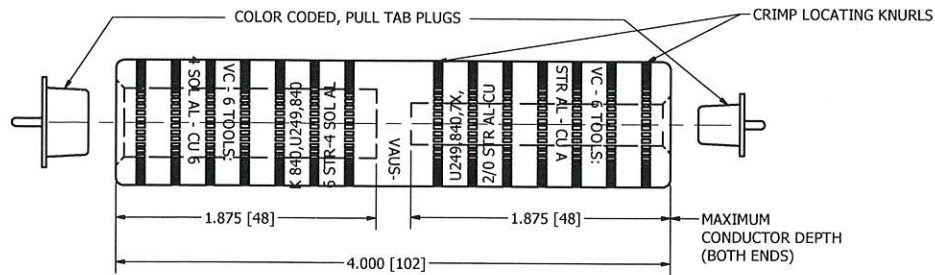
NOTES:

- MATERIAL: ALUMINUM.
- PARTS ARE PREFILLED WITH A NON-PETROLEUM BASED INHIBITOR AND CAPPED WITH COLOR CODED, PULL TAB, PLASTIC PLUGS.
- FOR RECOMMENDED TOOLS, DIES & NUMBER OF CRIMPS FOR EACH CONNECTION, REFER TO "INSTALLATION TOOL & DIE REFERENCE" SEE SHEET 5 & 6.
- THE CONNECTORS ARE NOT RECOMMENDED FOR SPLICING TWO COPPER WIRES.
- ALL DIMENSIONS ARE SHOWN AS IN[MM].
- * COLOR CODED CAPS APPLICABLE TO OTHER COMPRESSION TOOLS ONLY.
- "AP" SUFFIX MEANS REMOVE "VC" TOOL & "VC" CONDUCTOR RANGE FROM CONNECTOR MARKING. ALSO HANDMARK "-"-AP" SUFFIX TO BOX LABEL CATALOG NUMBER.

78141	04/08/2019	HD	SD
EC #	DATE	CHG BY	RESP ENG
DESC OF DWG: FIXED TYPOS ON SHEET 2 AND 3.			
REASON (S) FOR CHANGE: DISPOSITION OF MATL:			

HPS.		HUBBELL® POWER SYSTEMS	
ALUMINUM COMPRESSION SLEEVE (UTILITY)			
SIZE	DWG NO.	CAT / PART / ASSY NO.	REV
C	CC-11615	SEE TABLE	13
DO NOT SCALE THIS DRAWING	DRN BY	DATE	SHEET
	JEH	05/24/79	1 OF 6

PRODUCT DATA & CONDUCTOR SIZE											
DIELESS VERSA-CRIMP: VC6			.840" DIE SIZE: STD. TOOLS								
CATALOG NUMBER	VERSA-CRIMP VC6 SERIES (ALL) TOOLING RANGES	INSIDE DIAM. (INCHES) A/B ENDS	CONVENTIONAL DIE-TYPE CONDUCTOR RANGES	STANDARD DIE SETS	A/B COLOR CODED ENDS	APPROX. WT. EACH LBS. (KG)					
VAUSH-1/0-1	#4 - 1/0 STR. AL/CU - ACSR	.421 - .355	1/0 STR. AL/CU - ACSR - 2/0 COMP.	EEI - 11A BURNDY K-840 / 249	YELLOW	.240					
	#6 - #1 STR. AL/CU & #6 - #2 ACSR		#2 - #1 STR. AL/CU & #2 ACSR, #1 - 1/0 COMP.		RED	(.110)					
VAUSH-1/0-1/0	#4 - 1/0 STR. AL/CU - ACSR	.421 - .421	1/0 STR. AL/CU - ACSR - 2/0 COMP.		EEI - 11A BURNDY K-840 / 249	YELLOW	.240				
	#4 - 1/0 STR. AL/CU - ACSR		1/0 STR. AL/CU - ACSR - 2/0 COMP.			(.110)					
VAUS-2/0-6	#4 - 2/0 STR. AL/CU - ACSR	.469 - .233	2/0 STR. AL/CU - ACSR - 3/0 COMP.			EEI - 11A BURNDY K-840 / 249	GRAY	.213			
	#8 STR. - #4 SOL. AL/CU & #6 ACSR		#6 STR. - #4 SOL. AL/CU & #6 ACSR				BLUE	(.097)			
VAUS-2/0-4	#4 - 2/0 STR. AL/CU - ACSR	.469 - .289	2/0 STR. AL/CU - ACSR - 3/0 COMP.				EEI - 11A BURNDY K-840 / 249	GRAY	.210		
	#8 STR. - #2 SOL. AL/CU & #6 - #4 ACSR		#4 STR. - #2 SOL. AL/CU & #4 ACSR					ORANGE	(.095)		
VAUS-2/0-1	#4 - 2/0 STR. AL/CU - ACSR	.469 - .355	2/0 STR. AL/CU - ACSR - 3/0 COMP.					EEI - 11A BURNDY K-840 / 249	GRAY	.203	
	#6 - #1 STR. AL/CU & #6 - #2 ACSR		#2 - #1 STR. AL/CU & #2 ACSR, #1 - 1/0 COMP.						RED	(.092)	
VAUS-2/0-1/0	#4 - 2/0 STR. AL/CU - ACSR	.469 - .429	2/0 STR. AL/CU - ACSR - 3/0 COMP.						EEI - 11A BURNDY K-840 / 249	GRAY	.195
	#4 - 1/0 STR. AL/CU - ACSR		1/0 STR. AL/CU - ACSR - 2/0 COMP.							YELLOW	(.088)
VAUS-2/0-2/0	#4 - 2/0 STR. AL/CU - ACSR	.469 - .469	2/0 STR. AL/CU - ACSR - 3/0 COMP.	EEI - 11A BURNDY K-840 / 249						GRAY	.189 (.086)
	#4 - 3/0 STR. AL/CU - ACSR		3/0 STR. AL/CU - ACSR - 4/0 COMP.							BLACK	0.201
VAUS-3/0-4	#8 STR. - #2 SOL. AL/CU & #6 - #4 ACSR	.531 - .281	#4 STR. - #2 SOL. AL/CU & #4 ACSR		EEI - 11A BURNDY K-840 / 249					ORANGE	(.091)
	#4 - 3/0 STR. AL/CU - ACSR		3/0 STR. AL/CU - ACSR - 4/0 COMP.							BLACK	.194
VAUS-3/0-1	#6 - #1 STR. AL/CU & #6 - #2 ACSR	.531 - .355	#2 - #1 STR. AL/CU & #2 ACSR, #1 - 1/0 COMP.			EEI - 11A BURNDY K-840 / 249				RED	(.088)
	#4 - 3/0 STR. AL/CU - ACSR		3/0 STR. AL/CU - ACSR - 4/0 COMP.							BLACK	.186
VAUS-3/0-1/0	#4 - 3/0 STR. AL/CU - ACSR	.531 - .421	1/0 STR. AL/CU - ACSR - 2/0 COMP.				EEI - 11A BURNDY K-840 / 249			YELLOW	(.084)
	#4 - 1/0 STR. AL/CU - ACSR		1/0 STR. AL/CU - ACSR - 2/0 COMP.							BLACK	.180
VAUS-3/0-2/0	#4 - 3/0 STR. AL/CU - ACSR	.531 - .469	3/0 STR. AL/CU - ACSR - 4/0 COMP.					EEI - 11A BURNDY K-840 / 249		GRAY	(.082)
	#4 - 2/0 STR. AL/CU - ACSR		2/0 STR. AL/CU - ACSR - 3/0 COMP.							BLACK	.171 (.078)
VAUS-3/0-3/0	#4 - 3/0 STR. AL/CU - ACSR	.531 - .531	3/0 STR. AL/CU - ACSR - 4/0 COMP.						EEI - 11A BURNDY K-840 / 249	BLACK	.171 (.078)
	#4 SOL. - 250 STR. AL/CU & #5 - 4/0 ACSR		4/0 - 250 STR. AL/CU - ACSR, 250 - 300 COMP.							PINK	.181
VAUS-4/0-4	#8 STR. - #2 SOL. AL/CU & #6 - #4 ACSR	.595 - .281	#4 STR. - #2 SOL. AL/CU & #4 ACSR	EEI - 11A BURNDY K-840 / 249						ORANGE	(.082)
	#4 SOL. - 250 STR. AL/CU & #5 - 4/0 ACSR		4/0 - 250 STR. AL/CU 4/0 ACSR, 250 - 300 COMP.							PINK	.184
VAUS-4/0-1	#4 SOL. - 250 STR. AL/CU & #5 - 4/0 ACSR	.595 - .355	#2 - #1 STR. AL/CU & - ACSR, #1 - 1/0 COMP.		EEI - 11A BURNDY K-840 / 249					RED	(.083)
	#6 - #1 STR. AL/CU & #6 - #2 ACSR		4/0 - 250 STR. AL/CU 4/0 ACSR, 250 - 300 COMP.							PINK	.176
VAUS-4/0-1/0	#4 SOL. - 250 STR. AL/CU & #5 - 4/0 ACSR	.595 - .421	1/0 STR. AL/CU - ACSR - 2/0 COMP.			EEI - 11A BURNDY K-840 / 249				YELLOW	(.080)
	#4 - 1/0 STR. AL/CU - ACSR		4/0 - 250 STR. AL/CU 4/0 ACSR, 250 - 300 COMP.							PINK	.170
VAUS-4/0-2/0	#4 SOL. - 250 STR. AL/CU & #5 - 4/0 ACSR	.595 - .469	2/0 STR. AL/CU - ACSR - 3/0 COMP.				EEI - 11A BURNDY K-840 / 249			GRAY	(.077)
	#4 - 2/0 STR. AL/CU - ACSR		4/0 - 250 STR. AL/CU 4/0 ACSR, 250 - 300 COMP.							PINK	.161
VAUS-4/0-3/0	#4 SOL. - 250 STR. AL/CU & #5 - 4/0 ACSR	.595 - .531	3/0 STR. AL/CU - ACSR - 3/0 COMP.					EEI - 11A BURNDY K-840 / 249		BLACK	(.073)
	#4 - 3/0 STR. AL/CU - ACSR		4/0 - 250 STR. AL/CU 4/0 ACSR, 250 - 300 COMP.							PINK	.151 (.068)
VAUS-4/0-4/0	#4 SOL. - 250 STR. AL/CU & #5 - 4/0 ACSR	.595 - .595	4/0 - 250 STR. AL/CU 4/0 ACSR, 250 - 300 COMP.						EEI - 11A BURNDY K-840 / 249	NONE	.200
	#1 - 350 STR. & #1 - 336.4 18/1 ACSR		300 - 350 STR. & 336.4 18/1 ACSR, 350 - 400 COMP.							BLACK	(.100)
VAUS-349-3/0	#4 - 3/0 STR. AL/CU - ACSR	.704 - .531	3/0 STR. AL/CU - ACSR - 4/0 COMP.	EEI - 11A BURNDY K-840 / 249						NONE	.200
	#1 - 350 STR. & #1 - 336.4 18/1 ACSR		300 - 350 STR. & 336.4 18/1 ACSR, 350 - 400 COMP.							NONE	(.100)
VAUS-349-4/0	#4 SOL. - 250 STR. AL/CU & #5 - 4/0 ACSR	.704 - .595	4/0 - 250 STR. 4/0 ACSR, 250 - 300 COMP.		EEI - 11A BURNDY K-840 / 249					PINK	(.100)
	#1 - 350 STR. & #1 - 336.4 18/1 ACSR		300 - 350 STR. & 336.4 18/1 ACSR, 350 - 400 COMP.							NONE	.190 (.10)
VAUS-349-349	#1 - 350 STR. & #1 - 336.4 18/1 ACSR	.704 - .704	300 - 350 STR. & 336.4 18/1 ACSR, 350 - 400 COMP.							NONE	.190 (.10)



78141	04/08/2019	HD	SD
EC #	DATE	CHG BY	RESP ENG
DESC OF DWG: SEE SHEET 1.			
REASON (S) FOR CHANGE: DISPOSITION OF MATL:			

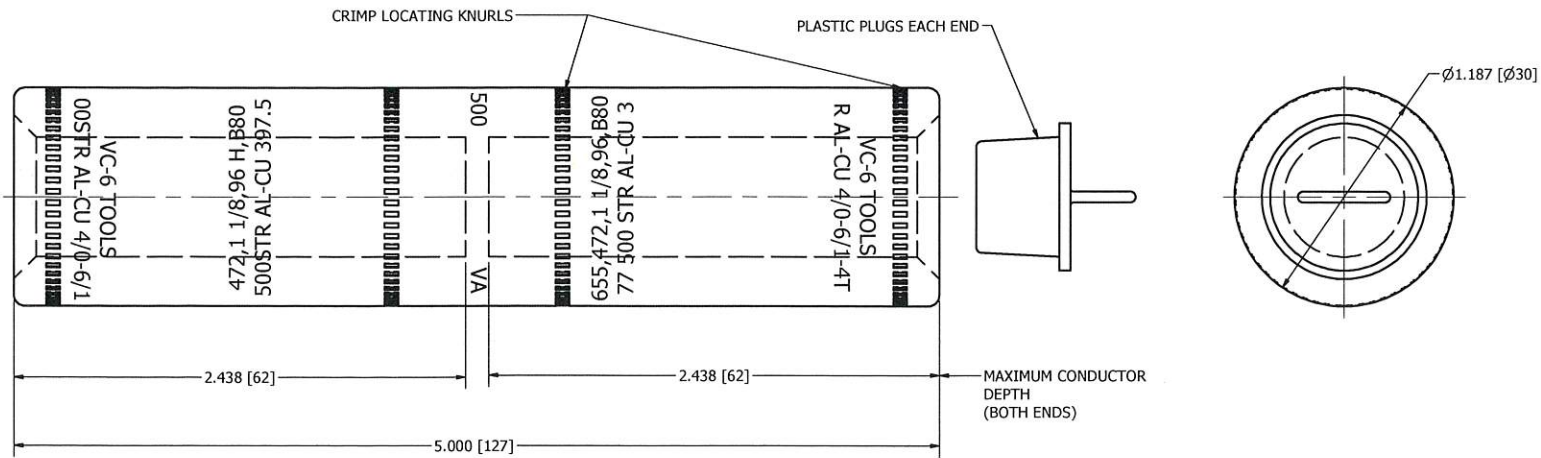
HPS.

CONFIDENTIAL: THIS DRAWING AND ITS CONTENTS ARE CONFIDENTIAL AND THE EXCLUSIVE PROPERTY OF HUBBELL POWER SYSTEMS. NO PUBLICATION, DISTRIBUTION OR COPIES MAY BE MADE WITHOUT THE WRITTEN CONSENT OF HUBBELL POWER SYSTEMS. HUBBELL POWER SYSTEMS UNPUBLISHED ALL RIGHTS RESERVED UNDER THE COPYRIGHT LAWS

HUBBELL POWER SYSTEMS			
TITLE ALUMINUM COMPRESSION SLEEVE (UTILITY)			
SIZE C	DWG NO. CC-11615	CAT / PART / ASSY NO. SEE TABLE	REV 13
DO NOT SCALE THIS DRAWING	DRN BY JEH	DATE 05/24/79	SHEET 2 OF 6

PRODUCT DATA & CONDUCTOR SIZE

DIELESS VERSA - CRIMP: VC6			1-1/8" DIE SIZE: STD. TOOLS			
CATALOG NUMBER	VERSA-CRIMP VC6 SERIES (ALL) TOOLING RANGES	INSIDE DIAM. (INCHES) A/B ENDS	CONVENTIONAL DIE-TYPE CONDUCTOR RANGES	STANDARD DIE SETS	A/B COLOR CODED ENDS	APPROX. WT. EACH LBS. (KG)
VAUS300-300	3/0 - 300 STR. AL/CU	.650 - .650	250-300 STR. AL/CU & 300-350 COMP.	EEI-13A BURNDY, U32 ART INDEX 655 & 472 705, 316 KEARNEY, 1 1/8 T & B 96 & 96H BLACKBURN; B80EA	NONE	.379 (.172)
	3/0 (6/1)-266.8 (18/1) ACSR		4/0 (6/1)-266.8 (18/1) ACSR			
VAUS350-350	3/0 - 350 STR. AL/CU	.718 - .718	336.4-350 STR. AL/CU & 350-400 COMP.		NONE	.349 (.158)
	3/0 (6/1) - 336.4 (18/1) ACSR		266.8 (6/1)-336.4(18/1) ACSR			
VAUS400-400	4/0 - 400 STR. AL/CU	.781 - .781	336.4-400 STR. AL/CU & 500 COMP.		NONE	.313 (.142)
	4/0 (6/1) - 397 - (18/1) ACSR		336.4 (36/1)-397 (18/1) ACSR			
VAUS500-500	4/0 - 500 STR. AL/CU	.843 - .843	450-500 STR. AL/CU & 600 COMP.	NONE	.275 (.125)	
	4/0 (6/1) - 477 (18/1) ACSR		397.5 (18/1) - 477 (18/1) ACSR			



78141	04/08/2019	HD	SD
EC #	DATE	CHG BY	RESP ENG

DESC OF DWG:
SEE SHEET 1.

REASON (S) FOR CHANGE:
DISPOSITION OF MATL:

HPS.

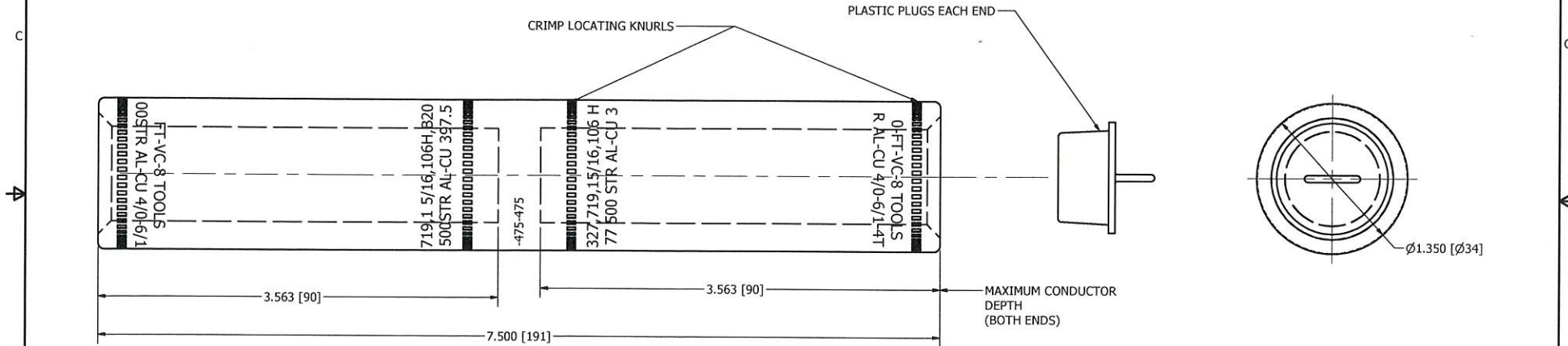
CONFIDENTIAL: THIS DRAWING AND ITS CONTACTS ARE CONFIDENTIAL AND THE EXCLUSIVE PROPERTY OF HUBBELL POWER SYSTEMS. NO PUBLICATION, DISTRIBUTION OR COPIES MAY BE MADE WITHOUT THE WRITTEN CONSENT OF HUBBELL POWER SYSTEMS. HUBBELL POWER SYSTEMS UNPUBLISHED ALL RIGHTS RESERVED UNDER THE COPYRIGHT LAWS

HUBBELL POWER SYSTEMS

TITLE: **ALUMINUM COMPRESSION SLEEVE (UTILITY)**

SIZE	DWG NO.	CAT / PART / ASSY NO.	REV
C	CC-11615	SEE TABLE	13
DO NOT SCALE THIS DRAWING	DRN BY	DATE	SHEET
	JRH	5/24/79	3 OF 6

PRODUCT DATA & CONDUCTOR SIZE						
DIELESS VERSA-CRIMP: VC6/VC8			1-5/16" DIE SIZE: STD. TOOLS			
CATALOG NUMBER	VERSA-CRIMP VC6 SERIES (ALL) TOOLING RANGES	INSIDE DIAM. (INCHES) A/B ENDS	CONVENTIONAL DIE-TYPE CONDUCTOR RANGE	STANDARD DIE SETS	A/B COLOR CODED ENDS	APPROX. WT. EACH LBS. (KG)
VAUS-475-475	4/0 - 500 STR. 4/0 (6/1) - 477 (18/1) ACSR	.843-.843	450 - 500 STR. & 600 COMP. 397 (18/1) (24/7) (26/7) (30/7) ACSR 477 (36/1) (18/1) ACSR	EEI-14A BURNDY: INDEX 317, 327, 719 KEARNEY: 1-5/16 T&B 106H BLACKBURN: B20AH	NONE	.748 (.389)
VAUS-575-575	250 - 556.5 STR. 266.8 (18/1) - 556.5 (18/1) ACSR	.900-.900	500 - 556.5 STR. & 650 - 700 COMP. 477 (18/1) (24/7) (26/7) ACSR 556 (36/1), (18/1) ACSR		NONE	.646 (.307)
VAUS-675-675	350 - 700 STR. 336.4 (18/1) - 605 (26/7) ACSR	1.000-1.000	600 - 700 STR. & 750 - 795 COMP. 477 (30/7) - 556.5 (18/1) (24/7) (26/7) (30/7) ACSR 636 (18/1) (36/1) 605 (36/1) (24/7) (26/7) ACSR		NONE	.748 (.389)



78141	04/08/2019	HD	SD	HPS.	HUBBELL® POWER SYSTEMS						
EC #	DATE	CHG BY	RESP ENG		TITLE ALUMINUM COMPRESSION SLEEVE (UTILITY)						
DESC OF DWG: SEE SHEET 1.				CONFIDENTIAL - THIS DRAWING AND ITS CONTENTS ARE CONFIDENTIAL AND THE EXCLUSIVE PROPERTY OF HUBBELL POWER SYSTEMS. NO PUBLICATION, DISTRIBUTION OR COPIES MAY BE MADE WITHOUT THE WRITTEN CONSENT OF HUBBELL POWER SYSTEMS. HUBBELL POWER SYSTEMS UNPUBLISHED ALL RIGHTS RESERVED UNDER THE COPYRIGHT LAWS.				SIZE C	DWG NO. CC-11615	CAT / PART / ASSY NO. SEE TABLE	REV 13
REASON (S) FOR CHANGE: DISPOSITION OF MAT'L:				DO NOT SCALE THIS DRAWING	DRN BY PKC	DATE 12/27/90	SHEET 4 OF 6				

CATALOGO NUMERO	HERRAMIENTAS VERSA-CRIMP (IDENTACIONES POR CONECCION)					HERRAMIENTAS CONVENCIONALES DE COMPRESION (IDENTACIONES POR CONECCION)											MEDIDA INSULACION QUITAR LARGO (MINIMO) DIM. IN MM	
	DADOS REFERENCIA MEDIDA	VERSA-CRIMP (NO. DE IDENTACION)				EEI DADOS (SOBRE PUESTA)	INDICE	BURNDY (IDENTACIONES)				BLACKBURN (IDENTACIONES)		KEARNEY (IDENTACIONES)		T & B (IDENTACIONES)		
		VC6-350	VC6 △	VC6-FT	VC8 "AL" NIBS			HERRAM. MD-6	HERRAM. Y36 Y45 Y46 △	HERRAM. Y488	HERRAM. Y60BHU	HERRAM. OD-58	HERRAM. JB-12	HERRAM. 0-52	HERRAM. WH-1 WH-2	DADO MECH.		DADO HID.
DADO	DADO	DADO	DADO	DADO	DADO	DADO	DADO	DADO	DADO	DADO	DADO	DADO	DADO	DADO	DADO	DADO		
VAUS-6-8 THRU VAUS-1/0-1/0	5/8	2	2 0'LOP	2 0'LOP	--	8A	BG OR 243	W-BG* (1) W-243 (2)	U-BG* (1) U-243 (2)	--	--	5/8 (3)	--	5/8 (3)	--	TU (2)	52 (1)	30.16
VAUSH-1/0-1 THRU VAUS-349-349	.840	4	3	3	--	11A	K840 OR 249	W-K840 (6)	U-240 (2)	--	--	840 (6)	B-19EA (2)	840 (6)	840 (4)	TX (6)	76 (2) 76H (4)	58.58
VAUS-300-300 THRU VAUS-350-350 VAUS-400-400 VAUS-500-500	1-1/8	5**	4 0'LOP	4 0'LOP	--	13A	316 655 472 OR 705	--	U-655 (3) U-316 (4) U-32ART (4) U-705 0'LOP	C-316 (2)	L-316 0'LOP	--	B-80EA (3) 0'LOP	--	1-1/8-1(2) OR 1-1/8-2(3)	--	96 (2) 96H (4)	68.26 △
VAUS-475-475 THRU VAUS-575-575 VAUS-675-675	1-5/16	--	--	5	4	14A	317 327 OR 719	--	U-317 (4) U-327 (4)	C-317 (2) C-327 (2)	L-317 0'LOP L-715 0'LOP	--	B20AH (4)	--	1-5/16 (5)	--	106 (3) 106H (5)	96.84

RECOMENDACIONES PARA LA INSTALACION DE LA SERIE VAUS DE ANDERSON

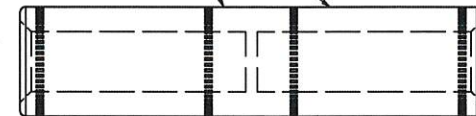
** PARA USO EN VAUS-300-300 SOLAMENTE CUANDO IDENTADO CON LA HERRAMIENTA VC6-350 ACOMODA SOLAMENTE RANGO CONVENCIONAL
 * JUEGO DE DADOS MULTIPLES IDENTACIONES HACE DOS IDENTACIONES POR COMPRESION.
 NOTA: HERRAMIENTA BURNDY AND BLACKBURN JB-12 DADO SON INTERCAMBIABLES.
 △ PARA USO DADOS "U" EN HERRAMIENTA Y45 - ADAPTADOR PT6515 ES NECESARIO.
 △ PARA USO DADOS "U" EN HERRAMIENTA Y46 - ADAPTADOR P-UAOP ES NECESARIO.
 △ AL USAR HERRAMIENTA VC6 QUITAR 41.28 mm EXTRA DE INSULACION DEL FINAL DEL CABLE PARA PERMITER REMOVER LA HERRAMIENTA DEL CONDUCTOR DE 250 Y MAS LARGOS (20.19 mm DIA. MAX.)

CUIDADO: PELIGRO DE ELECTROCUTARSE O QUEMARSE. DESCONECTAR TODA LA ELECTRICIDAD ANTES DE COMENZAR A TRABAJAR CON ESTOS CONECTORES. PARA APLICACIONES EN LAS LINEAS VIVAS: USAR SOLAMENTE LOS PROCEDIMIENTOS DE SEGURIDAD YA ESTABLECIDOS.

PASO PARA INSTALACION:

1. CUANDO USEN CONDUCTORES INSULADOS, QUITAR LA INSULACION DEL CONDUCTOR (VER LA TABLA) TENIENDO CUIDADO DE NO CORTAR LOS HILOS. PARA UNO APROPIADA APLICACION SE RECOMIENDA USAR EI. METODO "LAPIZ"
2. LIMPIE VIGOROSAMENTE LAS SUPERFICIES DE CONTACTO CON UN CEPILLO DE ALBRE DE ACERO INOXIDABLE PARA.
3. REMOVER LOS OXIDOS. INTRODUCIR EL CABLE DENTRO DEL BARRIL E IDENTELO.
4. SELECCIONAR LA COMBINACION DE DADOS APROPIADA COMO LO INDICA LA TABLA DE REERENCIAS Y COMENZAR LAS IDENTACIONES EN EL PUNTO MAS CERCA DEL CENTRO Y PROGRESIVAMENTE IDENTAR HASTA EL FINAL DEL CONECTOR EN MULTIPLIES IDENTACIONES DEJAR UN ESPACIO DE 3.18 mm ENTRE IDENTACION.
5. LIMPIE LA GRASA SOBRANTE DE LOS CONECTORES Y CONDUCTORES.
6. CONECTORES NO SON RECOMENDADOS ENTRE DOS CONDUCTORES DE COFRE.

PRIMERA IDENTACION AQUI

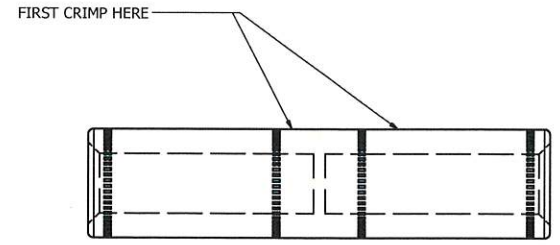


78141	04/08/2019	HD	SD	HPS.	HUBBELL POWER SYSTEMS
EC #	DATE	CHG BY	RESP ENG		
DESC OF DWG: SEE SHEET 1				CONFIDENTIAL: THIS DRAWING AND ITS CONTENTS ARE CONFIDENTIAL AND THE EXCLUSIVE PROPERTY OF HUBBELL POWER SYSTEMS. NO PUBLICATION, DISTRIBUTION OR COPIES MAY BE MADE WITHOUT THE WRITTEN CONSENT OF HUBBELL POWER SYSTEMS. HUBBELL POWER SYSTEMS UNPUBLISHED ALL RIGHTS RESERVED UNDER THE COPYRIGHT LAWS.	
REASON (S) FOR CHANGE: DISPOSITION OF MAT'L:				TITLE ALUMINUM COMPRESSION SLEEVE (UTILITY)	
SIZE C		DWG NO. CC-11615		CAT / PART / ASSY NO. SEE TABLE	
DO NOT SCALE THIS DRAWING		DRN BY JEH	DATE 05/24/79	SHEET 5 OF 6	REV 13

CATALOG NUMBER	ANDERSON VERSA-CRIMP TOOLS (CRIMPS PER CONNECTION)						CONVENTIONAL COMPRESSION DIE TOOLING (CRIMPS PER CONNECTION)										CONDUCTOR INSULATION STRIP LENGTHS (MINIMUM) DIM. IN INCHES	
	DIE REFERENCE SIZE	VERSA-CRIMP (NUMBER OF CRIMPS)				EEI DIES (O'LOP CRIMPS)	BURNDY (CRIMPS)				BLACKBURN (CRIMPS)		KEARNEY (CRIMPS)		T & B (CRIMPS)			
		VC6-350	VC6	VC6-FT	VC8 "AL" NIBS		INDEX	TOOL MD-6	TOOLS Y35 Y45 Y46	TOOL Y48B	TOOL Y60BHU	TOOL OD-58	TOOL JB-12	TOOL 0-52	TOOLS W1-1 W1-2	MECH. DIE		HYD. DIE
VAUS-6-8 THRU VAUS-1/0-1/0	5/8	2	2 O'LOP	2 O'LOP	--	8A	BG OR 243	W-BG* (1) W-243 (2)	U-BG* (1) U-243 (2)	--	--	5/8 (3)	--	5/8 (3)	--	TU (2)	52 (1)	1-3/16
VAUSH-1/0-1 THRU VAUS-349-349	.840	4	3	3	--	11A	K840 OR 249	W-K840 (6)	U-249 (2)	--	--	840 (6)	B-19EA (2)	840 (6)	840 (4)	TX (6)	76 (2) 76H (4)	2-3/16
VAUS-300-300 THRU VAUS-500-500	1-1/8	5**	4 O'LOP	4 O'LOP	--	13A	316 655 472 OR 705	--	U-655 (3) U-316 (4) U-32ART (4) U-705 O'LOP	C-316 (2)	L-316 O'LOP	--	B-80EA (3) O'LOP	--	1-1/8-1(2) OR 1-1/8-2(3)	--	96 (2) 96H (4)	2-11/16
VAUS-475-475 THRU VAUS-675-675	1-5/16	--	--	5	4	14A	317 327 OR 719	--	U-317 (4) U-327 (4)	C-317 (2) C-327 (2)	L-317 O'LOP L-719 O'LOP	--	B20AH (4)	--	1-5/16 (5)	--	106 (3) 106H (5)	3-13/16

VAUS SERIES RECOMMENDED INSTALLATION PROCEDURE

- ** FOR USE ON VAUS-300-300 ONLY WHEN CRIMPED WITH VC6-350 TOOL WILL ONLY ACCOMMODATE CONVENTIONAL TOOL/DIE WIRE RANGE
- * MULTIPLE CRIMP DIE SET:MAKES TWO CRIMP INDENTS PER COMPRESSION CRIMP.
- NOTE: BURNDY AND BLACKBURN JB-12 TOOL DIES ARE INTERCHANGEABLE.
- 1 TO USE "U" DIES IN Y45 TOOL - PT6515 DIE ADAPTOR IS NEEDED.
- 2 TO USE "U" DIES IN Y46 TOOL - P-UADP DIE ADAPTER IS NEEDED.
- 3 USERS OF VC6 TOOLS MUST STRIP OFF ON EXTRA 1-5/8" OF INSULATION FROM ONE CABLE END TO PERMIT REMOVAL OF TOOL OVER CONDUCTOR SIZE 250 MCM AND LARGER (.785" MAXIMUM O.D. DIAMETER)



WARNING: HAZARD OF ELECTRICAL SHOCK OR BURN.TURN OFF ALL ELECTRICAL POWER PRIOR TO INSTALLING OR SERVICING THESE CONNECTORS.
LIVE LINE APPLICATION: USE ONLY ESTABLISHED SAFE WORKING PROCEDURES.

INSTALLATION STEPS:

1. WHEN USING INSULATED CONDUCTOR, STRIP THE INSULATION FROM THE CONDUCTOR (SEE TAB FOR STRIP LENGTH) BEING CAREFUL NOT TO PICK THE STRANDS.A PROPER INSULATION STRIPPING TOOL OR USING THE "PENCIL" SHAVING METHOD IS RECOMMENDED.
2. THOROUGHLY CLEAN AND ABRODE THE STRIPPED END/OR BARE CONDUCTOR USING A STIFF WIRE BRUSH OR ABRASIVE CLOTH.
3. REMOVE PROTECTIVE CAP FROM END OF CONNECTOR AND FULLY INSERT THE CLEANED CONDUCTOR INTO THE APPROPRIATE CAVITY.
4. SELECT AN APPROPRIATE TOOL/DIE COMBINATION AS INDICATED IN THE CRIMP REFERENCE TABLE AND CRIMP WITHIN THE CRIMP LOCATION MARKS ON THE CONNECTOR.BEGIN CRIMPS AT LOCATION NEAREST CENTER AND PROGRESSIVELY CRIMP TOWARDS THE END OF THE CONNECTOR.FOR MULTIPLE CRIMPS,OVERLAP OR LEAVE 1/8" SPACE BETWEEN THE CRIMPS WITHIN THE CRIMP LOCATION MARKS SHOWN.
5. WIPE EXPELLED SEALANT FROM CONNECTOR AND CONDUCTOR.
6. CONNECTORS ARE NOT RECOMMENDED FOR SPLICING TWO COPPER CONDUCTORS.

78141	04/08/2019	HD	SD	HPS.	HUBBELL® POWER SYSTEMS
EC #	DATE	CHG BY	RESP ENG		
DESC OF DWG: SEE SHEET 1.				CONFIDENTIAL: THIS DRAWING AND ITS CONTENTS ARE CONFIDENTIAL AND THE EXCLUSIVE PROPERTY OF HUBBELL POWER SYSTEMS. NO PUBLICATION, DISTRIBUTION OR COPIES MAY BE MADE WITHOUT THE WRITTEN CONSENT OF HUBBELL POWER SYSTEMS. HUBBELL POWER SYSTEMS UNPUBLISHED ALL RIGHTS RESERVED UNDER THE COPYRIGHT LAWS	TITLE ALUMINUM COMPRESSION SLEEVE (UTILITY)
REASON (S) FOR CHANGE: DISPOSITION OF MATL:					SIZE C
				CAT / PART / ASSY NO. SEE TABLE	
				DO NOT SCALE THIS DRAWING	DRN BY JEH
				DATE 05/24/79	SHEET 6 OF 6
				REV 13	